
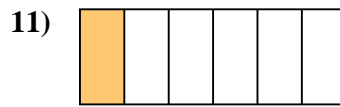
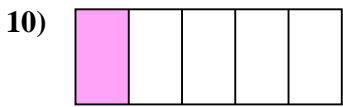
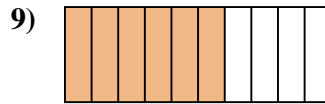
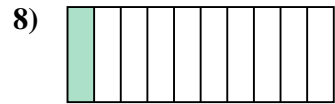
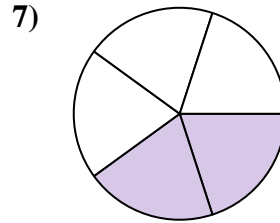
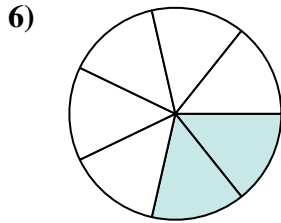
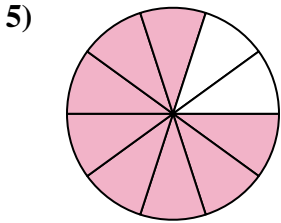


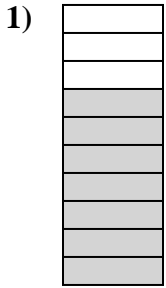




Déterminez si la valeur indiquée est 'supérieure', 'inférieure', ou 'égale' a un demi.

Réponses

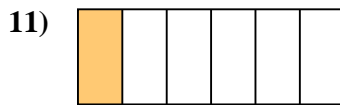
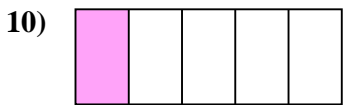
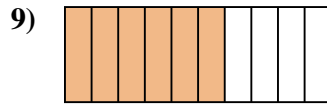
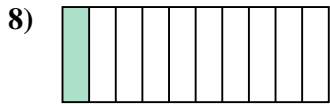
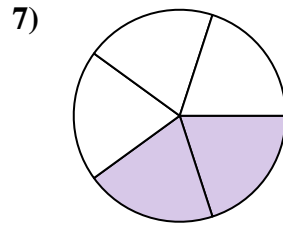
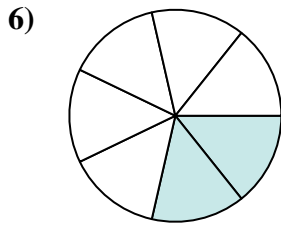
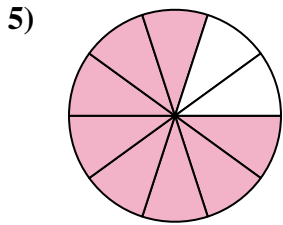





1. _____
2. _____
3. _____
4. _____
5. _____
6. _____
7. _____
8. _____
9. _____
10. _____
11. _____
12. _____
13. _____
14. _____
15. _____
16. _____
17. _____
18. _____
19. _____
20. _____

1-10	95	90	85	80	75	70	65	60	55	50
11-20	45	40	35	30	25	20	15	10	5	0



Déterminez si la valeur indiquée est 'supérieure', 'inférieure', ou 'égale' a un demi.



Réponses

1. supérieur

2. inférieur

3. inférieur

4. supérieur

5. supérieur

6. inférieur

7. inférieur

8. inférieur

9. supérieur

10. inférieur

11. inférieur

12. supérieur

13. égal

14. supérieur

15. inférieur

16. inférieur

17. égal

18. inférieur

19. inférieur

20. égal